

DATE: \_\_\_\_\_  
 NAME: \_\_\_\_\_  
 PH: \_\_\_\_\_  
 FX: \_\_\_\_\_  
 REP: \_\_\_\_\_  
 DUE DATE: \_\_\_\_\_

# MANTLE WORK SHEET

ALL MEASUREMENTS IN INCHES PLEASE



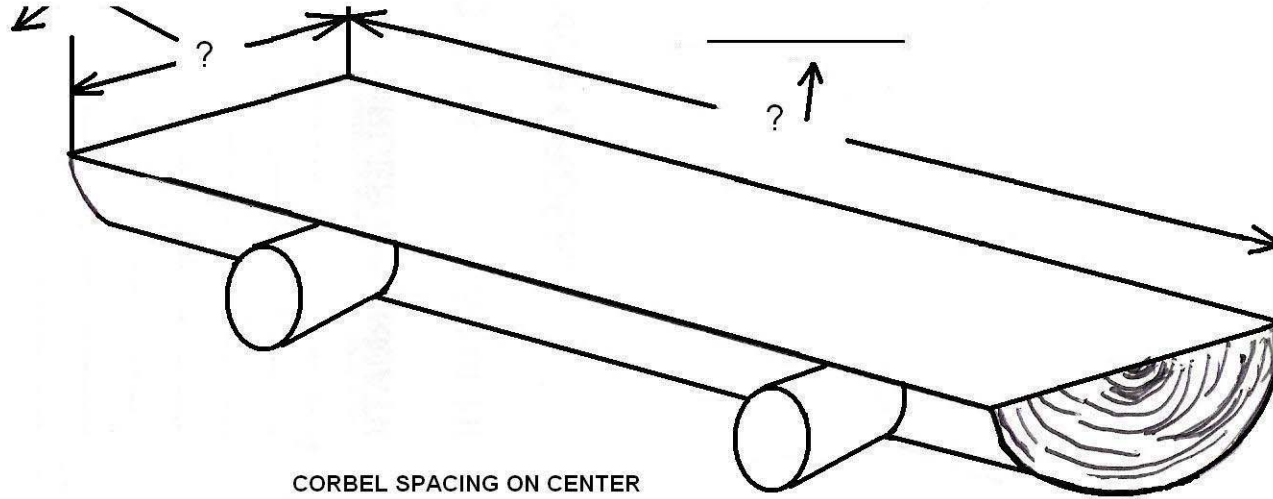
ph: 800-530-0275  
 fx: 303-816-9520

MANTLE DEPTH

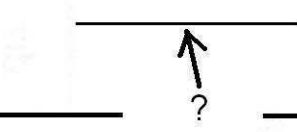
\_\_\_\_\_

MANTLE WIDTH

\_\_\_\_\_



CORBEL SPACING ON CENTER

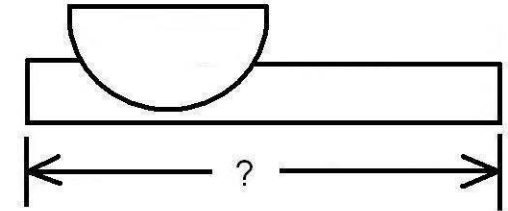


CORBEL DIAMETER

\_\_\_\_\_

CORBEL DISTANCE TO EDGE

\_\_\_\_\_



CORBEL LENGTH

\_\_\_\_\_